

IE UNIVERSITY IS A SPACE PROTECTED AGAINST SUFFOCATION BY CHOKING

In Spain, 5 people die a day due to choking. In a choking, time is of the essence. There is no time to wait for the emergency service. Therefore, recognizing the symptoms of choking and knowing how to act can mean the difference between life and death.



In a medical emergency if a victim-casualty is choking commence:

1. Encourage the victim to cough

2. If the cough isn't effective, give 5 back slaps.



3. If the obstruction persists, do 5 abdominal thrusts.



4. If the obstruction continues, use LIFEVAC.



5. Place over nose and mouth.



6. Push in handle.



7. Pull handle.



Repeat until blockage is removed.

If the victim-casualty becomes unconscious, place the victim face up.
Dial 112 for help and initiate CPR.

How to use LIFEVAC, instructive video:

[LifeVac Training - Choking emergency.](#)


This devices are distributed strategically around our campus to keep the IE community within protected spaces. You can easily find them in the following locations:

IE Tower Campus


IE Tower Floor 25




IE Tower Auditorium Floor -4



IE Tower Dining Hall Floor -3



**IE Maria de Molina Campus
María de Molina 31 Bis Reception**



María de Molina 31, Dining hall.



Serrano 99 Reception



The Global College Dining Hall



**IE Segovia Campus
Dining Hall.**

