
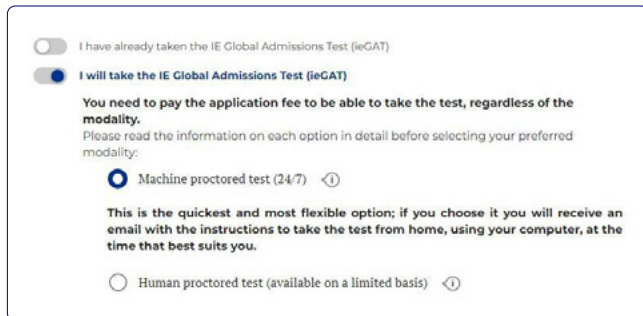


Instructions to take the Admissions Test



Before the test

- You have 15 days to start the test; please choose a day where you can dedicate at least 2 hours without interruption to do the test, as it must be completed in one session.
- Please ensure you have completed the personal information section of the application before starting the test. **You will also need to pay the application fee in order to access and complete the test.**
- In order to enjoy the flexibility of the 24/7 testing option, please select the **machine proctored test** on the application form so you can complete the test whenever is most convenient for you.



I have already taken the IE Global Admissions Test (ieGAT)

I will take the IE Global Admissions Test (ieGAT)

You need to pay the application fee to be able to take the test, regardless of the modality.

Please read the information on each option in detail before selecting your preferred modality:

Machine proctored test (24/7) ⓘ

This is the quickest and most flexible option; if you choose it you will receive an email with the instructions to take the test from home, using your computer, at the time that best suits you.

Human proctored test (available on a limited basis) ⓘ

HARDWARE

- You need a functioning computer/laptop with a camera and microphone, and you may also use a basic calculator. **Do not use a mobile device (such as a phone or tablet) to take the test.**
- If possible, use your personal laptop, as the security settings on corporate devices often block the test software.

SOFTWARE

Minimum technical requirements:

- **Internet:** You will need a broadband internet connection with a download speed of at least 768 Kbps.
- **Browser and Operating System:** Supported browser and operating system combinations:
 - Chrome 53.0 (and higher) on Windows 8 (and higher)/MacOS X (and higher)
 - Firefox 69.0 (and higher) on Windows 8 (and higher) /MacOS X (and higher)
 - Safari 12.0 (and higher) on MacOS X 10.12 (and higher)
 - Edge on Windows 10
 - Chromium Edge 79+
 - Opera 36+
 - Android 4.4 (and higher)
 - iOS 14.3 (and higher)

Reference photo

This photo may be used to confirm your identity, please consult the guidelines below to ensure the photo is **correct** and **valid**.



ACCESSORIES

Please, avoid the use of accessories that cover your face and head.



LIGHTING

Please, ensure that your face can be seen clearly.



POSITIONING

Please, position yourself in the centre of the reference photo.

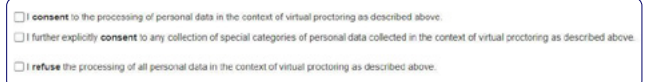


PRIVACY

You should be alone in the reference photo. Nobody else should be visible.

To log in

- ① Use the same email & password used to complete the Application.
- ② Please read the terms and conditions before starting the test and select **the first two options:**

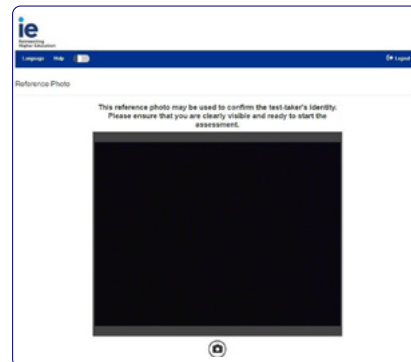


I **consent** to the processing of personal data in the context of virtual proctoring as described above.

I further explicitly **consent** to any collection of special categories of personal data collected in the context of virtual proctoring as described above.

I **refuse** the processing of all personal data in the context of virtual proctoring as described above.


- ③ Take the photo and keep in mind the previous guidelines.



ie
Global Admissions Test

Reference Photo

This reference photo may be used to confirm the test taker's identity. Please ensure that you are clearly visible and ready to start the assessment.



- ④ Do not forget to allow microphone & camera access.



Technical Issues

If a section is blocked, don't worry! You can continue with the other sections, and once finished, write an email to the Admissions Department undergrad.admissions@ie.edu with the subject: **AT BLOCKED** and we will unblock it for you within 1 working day so you will be able to finish the test.

During the test

- Avoid the use of other devices such as mobile phones and tablets.
- Avoid speaking.
- Keep your camera on at all times, you must be visible and in front of the camera during the **entire test** (please avoid any breaks).
- Do not change browser at any moment.
- Be sure to be alone during the test and without any noise around.

How the test works

- You will be given an introduction with descriptions of the exercises. This is followed by an interactive sequence. To ensure that you have understood the exercise properly, you must **complete a few example exercises**.
- **There is no time limit for this initial part of the test**, so you can take your time completing the example exercises.
- After the examples, a final page appears with a summary of the most important parts of the test. **When you begin each section of the test, you have a set time limit.** Once the time is up, the section automatically ends.

www.ie.edu/university

CONTACT US

university@ie.edu

CAMPUS IN SEGOVIA

Cardenal Zúñiga, 12
40003 Segovia, Spain

T. +34 921 412 410

IE TOWER

Paseo de la Castellana, 259E
28046 Madrid, Spain

T. +34 915 689 600

*The information in this brochure is
subject to revisions or changes. You will
find the most up-to-date information
on the IE University's website.*

FIND US ON



@ieuniversity



@ieu_admissions